

Codes and Approvals

Rest assured that the Solatube Daylighting System can be used in your project without any hassles. Solatube Daylighting Systems have been approved by all major building product approval agencies:

- A440-05 (AAMA/WDMA/CSA)
- Code Compliance Research Report (CCRR)
- ICC
- City of Los Angeles
- Texas Department of Insurance
- Energy Star®/NFRC
- Federal OSHA Fall Protection
- California OSHA Fall Protection



Solatube Daylighting Systems are specially designed for High Velocity Hurricane Zones.

Meets Florida Building Code approval for use in High Velocity Hurricane Zones.

Meets Texas Department of Insurance criteria for Inland 1 zone and Seaward zone.

This product is recommended for any US location with wind zones higher than 120 MPH.



Solatube International, Inc.
2210 Oak Ridge Way, Vista, California 92081

www.solatube.com
Toll Free 1-888-SOLATUBE
Part No. 951571 v1.7 ©Copyright 2009



Breakthrough Technology for Higher Performance

1 Raybender® 3000 Technology*

- Patented daylight-capturing dome lens
- Redirects low-angle sunlight
- Rejects overpowering summer midday sunlight
- Consistent daylighting throughout the day



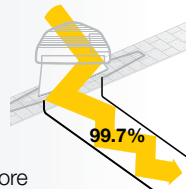
2 LightTracker™ Reflector

- Innovative in-dome reflector
- Redirects low-angle winter sunlight
- Increases light input for increased light output
- Unsurpassed year-round performance



3 Spectralight® Infinity

- Most reflective tubing used in TDD's
- 99.7% specular reflectivity
- Purest color rendition possible
- Allows for amazing run lengths of more than 30 feet

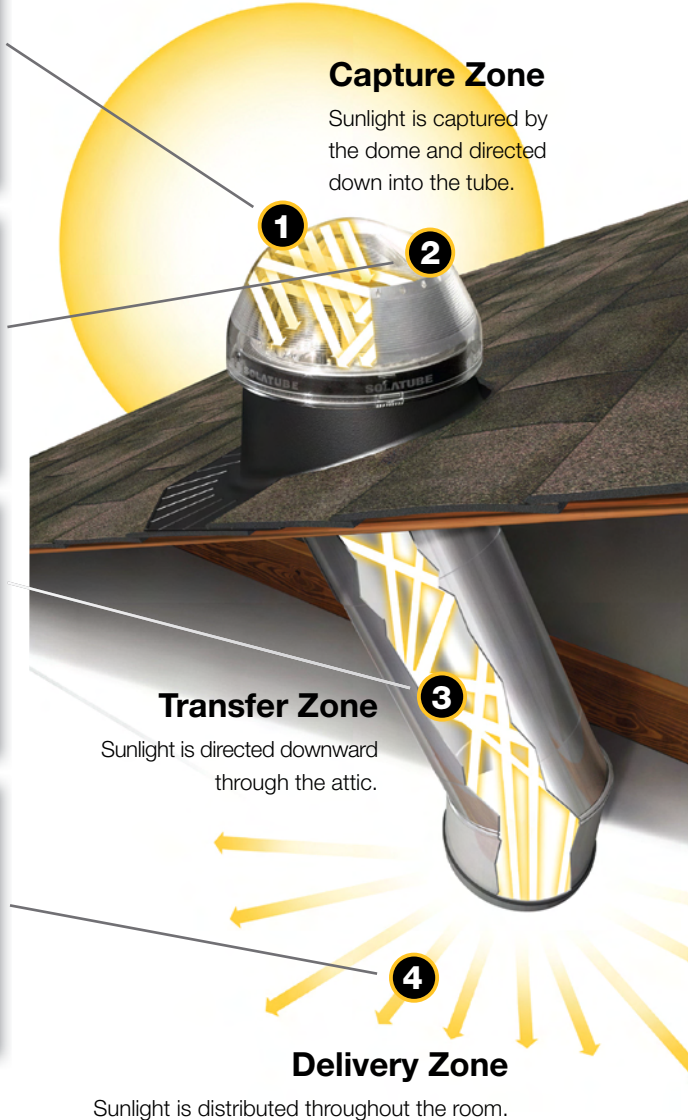


4 Dual Lens Array Technology

- Combines two lenses to provide complete daylighting customization
- The Diffuser Lens controls the light diffusion
- The Effect Lens adjusts the light and offers choices to soften or warm the light color



Solatube® Daylighting System



* Solatube® products that incorporate Raybender® 3000 Technology are protected under Patent No. 7,546,709

The Right Light for Every Room

The Brighten Up® Series transforms difficult to light and often forgotten rooms into extraordinary spaces filled with pure, natural daylight. Highly effective and simple to install, these models can transform dark interior rooms and light more expansive spaces when used in multiples, creating a unique architectural effect.

Model	Tube Size (diameter)	EDCS*	Light Coverage Area (residential)	Potential Tube Length
Solatube 160 DS	≈ 10 in (250 mm)	160 in² (1032 cm²)	150-200 ft² (14-19 m²)	20 ft+ (6 m+)
Solatube 290 DS	≈ 14 in (350 mm)	290 in² (1871 cm²)	250-300 ft² (23-28 m²)	30 ft+ (9 m+)

*EDCS (Effective Daylight Capture Surface) represents the surface area of the dome that collects and redirects sunlight. For comparison, a clear dome with no lens on a 10 inch tube system has an EDCS of 78.5 square inches.

Ideal for:

- Bathrooms
- Hallways
- Closets
- Laundry Rooms
- Kitchens
- Living Rooms
- Dining Rooms
- Home Offices



Vusion™ Diffuser

Diffusers

Two diffuser choices are designed with our proprietary lenses for highly effective light diffusion. Each features a sleek, low-profile dress ring in white. These attractive and stylish diffusers seamlessly integrate into most ceiling surfaces with no visible fasteners.

OptiView® Diffuser

This technologically superior diffuser delivers crystal clear daylight and a unique view of the sky.

Vusion™ Diffuser

The fresh design of the Vusion diffuser harmonizes with most any décor.

Flashings

Flashing kits are available for all roof types and pitches. They're fabricated as a single, seamless piece to ensure leak-proof performance.



Flat




Shingle/Shake



Tile

*Patent #7,168,211



Curb Mounted Cap*

Special metal roof installation kit available upon request.
*Available in 290 DS.

Accessories

Light Add-On Kit

The Light Add-On Kit provides the convenience of a switched light for night time use.

Universal Light Add-On Kit with Medium Screw Base accepts one 100 watt lamp for the 160 DS and two 100 watt lamps for the 290 DS.

Compact Fluorescent Light Add-On Kit is also available.



Ventilation Add-On Kit

The Solatube 160 DS is available with an optional Ventilation Add-On Kit. When combined with this innovative accessory, the 2-in-1 ceiling fixture minimizes ceiling penetrations for a more attractive look.



Vent Unit with OptiView® Diffuser



Optional Ventilation Roof Cap

Daylight Dimmer*

Our proprietary variable butterfly baffle easily controls the amount of light entering a room with the convenience of a switch.

- Perfect for bedrooms, media rooms and offices.
- Wall mounted switch provides convenient low voltage control.

Daylight Dimmer Switch Kit (sold separately) includes DPDT switch, wall plate and 15 ft/4.5 m of cable. Multiple Daylight Dimmers can be controlled by one switch.



* Patent #7,082,726